

SINCHOLD Welded Base Fixing

SINCHOLD 7224/20/45

Adjustable crane rail clip is designed to fix heavy rails in the most arduous applications. It can withstand a horizontal force from the rail of **560kN(56.6 tonnes)**. Its low profile allows it to be used with cranes that are fitted with guide rollers.

SPECIFICATIONS :

MAX SIDE LOAD **560kN**

20 mm HORIZONTAL RAIL ADJUSTMENT

DIMENSIONS (mm) :

REF NO.	X	Y	Y	Z	WEIGHT [?] kg
		FULL NUT	THIN NUT		
7224/20/45	45	54	49	30	2.75
S (rubber)	RAIL WITH PAD PLAN			14mm	
H (rubber)	RAIL WITHOUT PAD PLAN			21mm	



FEATURES

- The proven design has been used successfully for many years throughout the world.
- The clip is welded to the rail support. No access is required from below.
- The two main parts are locked together on tightening the grade 8.8 bolt.
- The clip has a self-tightening mechanism.
- A special vulcanized rubber block applies a controlled force to the rail.

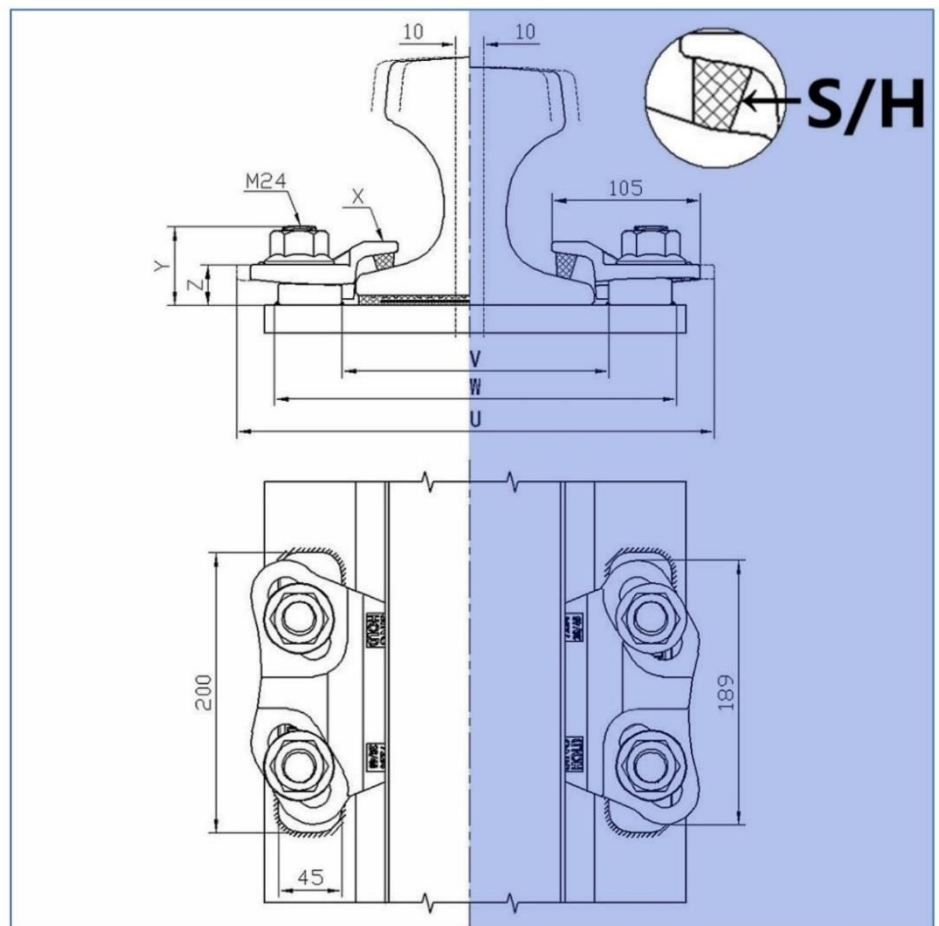
COMPONENTS



1. Flange nut
2. Forging steel clip
3. Vulcanized rubber block
4. Weldable base
5. M24 Captive bolt

1: RAIL WITH PAD

2: RAIL WITHOUT PAD



Minimum assembly width - $W = \text{Rail width (F)} + 122\text{mm}$


$V = \text{Rail width (F)} + 22\text{mm}$ $U = \text{Rail width (F)} + 150\text{mm}$

SINCHOLD

7224/20/45



SINCHOLD Welded Base Fixing

	F mm	C mm	A mm	RAIL WEIGHT (kg/m)	1. CLIP REFERENCE FOR RAIL WITH PAD	2. CLIP REFERENCE FOR RAIL WITHOUT PAD
QU 100	150	100	150	89	7224/20/45 (S)	7224/20/45 (H)
QU 120	170	120	170	118.5	7224/20/45 (S)	7224/20/45 (H)
A 120	220	120	105	100	7224/20/45 (S)	7224/20/45 (H)
A 150	220	150	150	150.3	7224/20/45 (S)	7224/20/45 (H)
ISCR 100	150	102	150	89	7224/20/45 (S)	7224/20/45 (H)
ISCR 120	170	120	170	118.5	7224/20/45 (S)	7224/20/45 (H)
ISCR 140	170	140	170	146	7224/20/45 (S)	7224/20/45 (H)
CR 73	140	100	135	73.3	7224/20/45 (S)	7224/20/45 (H)
86kg AS	165	102	102	85.5	7224/20/45 (S)	7224/20/45 (H)
MRS 86	165	102	102	85.5	7224/20/45 (S)	7224/20/45 (H)
MRS 87 (PRI85R)	152	102	152	86.8	7224/20/45 (S)	7224/20/45 (H)
MRS 125	180	120	180	125	7224/20/45 (S)	7224/20/45 (H)

This clip can be used for a wider selection of rails than illustrated. Please contact SINCHOLD for the full range of possible rails. All rails can be fastened with bolted or welded base clips. SINCHOLD may change or improve their products and also alter specifications without notice.

INSTALLATION INSTRUCTIONS:

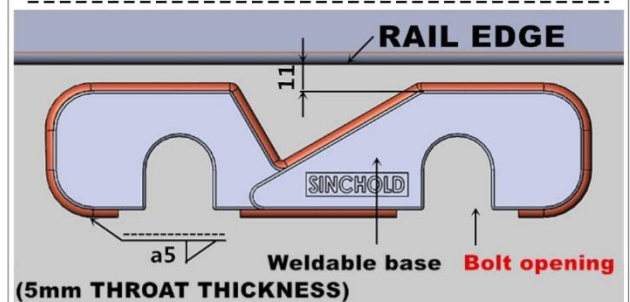
Weld all round except the position of bolt, the clip base with a 5mm throat thickness fillet weld, using low hydrogen electrodes. Recommended electrodes AWS E7018 or E7028. Clip base is made from weldable grade steel.

* For rail without pad, weld closest to and parallel with the rail must be omitted. Please consult SINCHOLD for guidance.

TIGHTENING TORQUE 500Nm

Please contact SINCHOLD, for full installation instructions.

WELD DETAIL:



SINCHOLD Port Engineering Co.,Ltd

Tel: 0086-510-83768896 Fax: 0086-510-83768826

E-mail: sales@sinchold.com

Add: No.82 Dongzhuang Industrial Park, Yanqiao Street,
Huishan District, Wuxi City, Jiangsu Province, P.R. China



www.sinchold.com